

T. E. MURRAY.
SEAL FASTENING.
APPLICATION FILED JUNE 12, 1909.

945,855.

Patented Jan. 11, 1910.

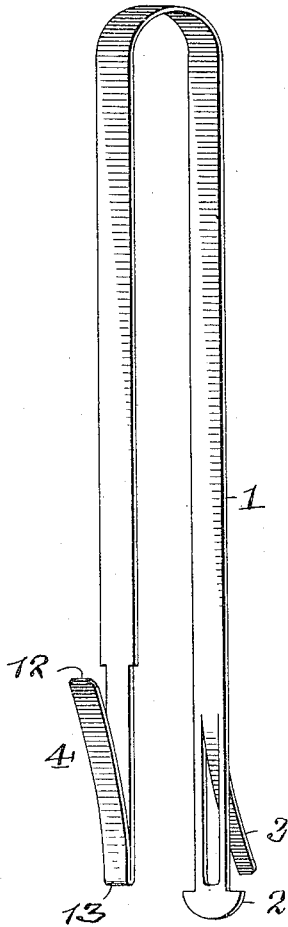


Fig. 1

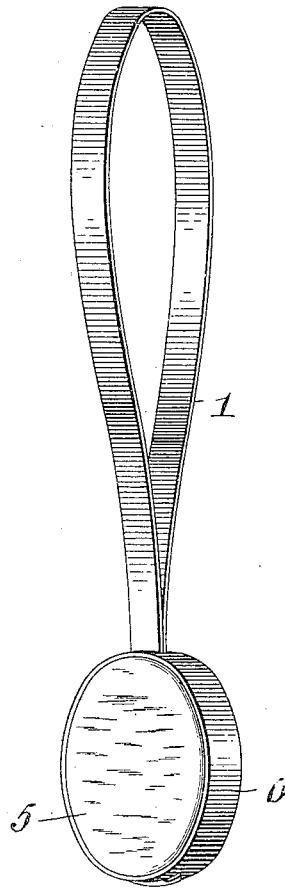


Fig. 4.

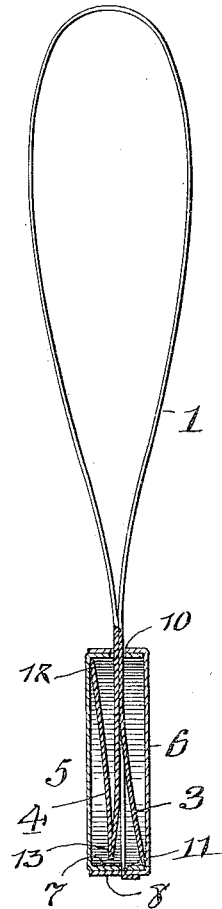


Fig. 5.

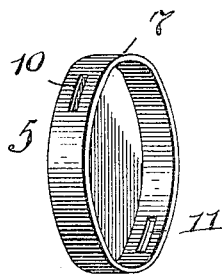


Fig. 2.

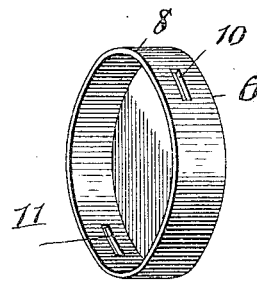


Fig. 3.

Witnesses:
C. H. Bertholf
May T. Mc Carry.

Inventor
Thomas E. Murray
By his Attorney
Earl Benjamin

UNITED STATES PATENT OFFICE.

THOMAS E. MURRAY, OF NEW YORK, N. Y.

SEAL-FASTENING.

945,855.

Specification of Letters Patent.

Patented Jan. 11, 1910.

Application filed June 12, 1909. Serial No. 501,702.

To all whom it may concern:

Be it known that I, THOMAS E. MURRAY, a citizen of the United States, residing at New York, in the county of New York and State of New York, have invented a certain new and useful Improvement in Seal-Fastenings, of which the following is a specification.

The invention is a seal fastening which, after being once secured, cannot be released without cutting or mutilation of its parts.

The invention consists in the construction hereinafter described, whereby the separable case members are connected by the shackle band, which band is provided with automatically locking means for preventing its removal therefrom.

In the accompanying drawings—Figure 1 shows the shackle band separately. Figs. 2 and 3 respectively show the two members of the case. Fig. 4 is a perspective view of the shackle band and case assembled, and Fig. 5 is a sectional view of the same.

Similar numbers of reference indicate like parts.

The shackle band 1 is a flexible strip of metal having at one end a head 2 and a tongue 3, cut out from the material of the band, the free end of the tongue being toward the head. At the opposite end the band 1 is bent over to form a hook 4.

The case is made in two similar members 5, 6, preferably cylindrical in form and open at one end, so that the circumferential flange 7 of one member may be inserted within the circumferential flange 8 of the other member. In both flanges are formed diametrically opposite slots 10, 11 which register when the members 5, 6 are put together.

In operation, the members 5, 6 of the case are first put together as shown in Figs. 4 and 5. The extremity 12 of the shackle band, not yet bent over to form the hook 4, is inserted through the registering slots 10, 11 and drawn upon until the head 2 bears against the flange of the outer member 6. The tongue 3, which is previously bent outwardly, is pressed inwardly while passing through the slots, but after entering the case it springs outwardly, as shown in Fig. 5, so that its free extremity takes a bearing on the inner surface of the case. The hook 4 is now formed by bending over the end of the band, and the bight 13 of the hook is inserted into the slots 10, 11 in the case until the extremity 12 springs outwardly and also takes a bear-

ing on the inner surface of the case. The seal is then locked, for it is obvious that the shackle band cannot be withdrawn by pulling on the head 2, since that is prevented by the tongue 3; nor by pulling on the hook 4, since that is prevented by the engagement of hook and case; nor can the members of the case be separated, because they are connected by the shackle band which passes through the slots 10, 11 in both members. There is, consequently, no way of releasing the device except by mutilating it.

I claim:

1. In a seal fastening, a case formed of two separable members, a shackle band securing said members, said band having, at one extremity and exterior to said casing, a head, and, within said case and in both parts of said band, tongues bent outwardly in relatively opposite directions and engaging said case.

2. In a seal fastening, a case formed of two separable members, one of said members having a peripheral flange received in a similar flange in the other member, and the said flanges having diametrically opposite registering slots, a shackle band received in said slots and having at one end a head and a tongue with its free extremity toward said head, and at its opposite end, a hook portion formed by bending over said end.

3. In a seal fastening, a case formed of two separable members, a shackle band entering said case, extending continuously across the same and through the opposite walls thereof and constructed to lock said members together, and means on said band for preventing removal of said band from said case.

4. In a seal fastening, a case formed of two separable members, a band entering said case, extending continuously across the same and through the walls thereof to lock said members together, a hook on one end of said band constructed to enter and engage with said case, and on the other end of said band, means for preventing withdrawal of said band from said case in either direction.

5. In a seal fastening, a case formed of two separable members having openings oppositely disposed in its rim, a shackle band extending across said case, passing through both openings and having a head at one end outside of said case, and on the other end of said band, a hook constructed to enter one of said openings and engage said case, and

means on said band for preventing withdrawal thereof from said case by traction on said head.

6. In a seal fastening, a case formed of
5 two separable members having openings oppositely disposed in its rim, a shackle band extending across said case, passing through both openings and having a head at one end
10 outside of said case, and on the other end of said band, a hook constructed to enter one of said openings and engage said case, and a projecting tongue formed on the portion
15 of said band inclosed in said case and engaging said case internally and preventing withdrawal of said band by traction on said head.

7. In a seal fastening, a case formed of two separable members having rim flanges, a
20 shackle band entering said case through an opening in each of said flanges, and provided at the ends of said band and within said case, with portions bent outwardly in relatively opposite directions and engaging

with the circumferential wall of said case and means on one of said end portions and
25 exterior to said case for preventing withdrawal of said end portion from said case.

8. In a seal fastening, a case formed of two separable members having rim flanges, a
30 shackle band entering said case through an opening in each of said flanges and having one end bent in hook shape, and at its other end a tongue: the extremities of said hook and said tongue respectively bearing on opposite points of the inner periphery of said
35 case and means on said band beyond said tongue and exterior to said case for preventing withdrawal of said tongue from said case.

In testimony whereof I have affixed my
40 signature in presence of two witnesses.

THOMAS E. MURRAY.

Witnesses:

MAY T. MCGARRY,
GERTRUDE T. PORTER.